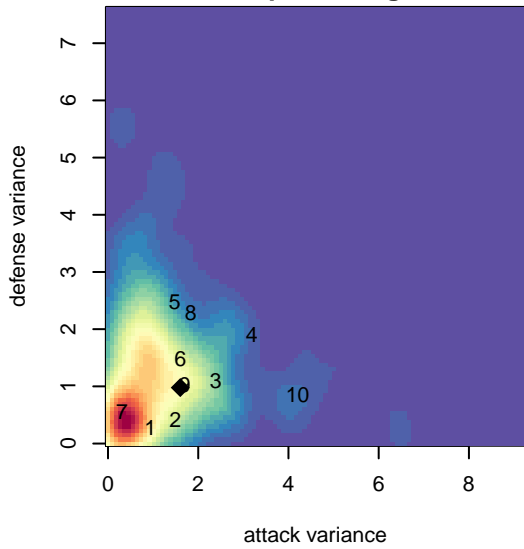
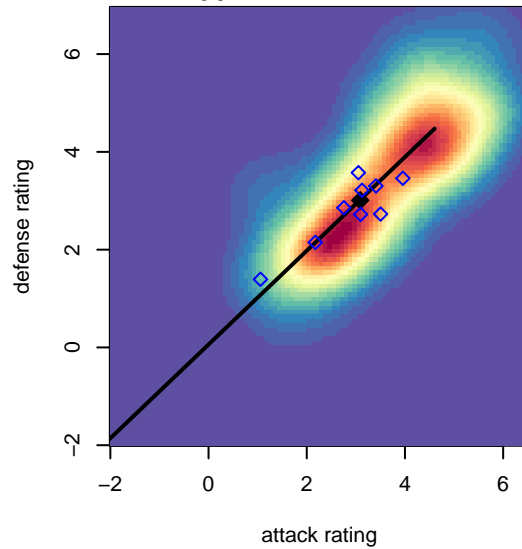


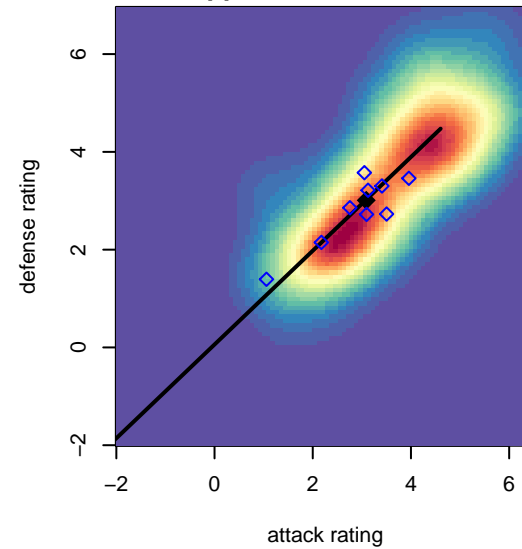
**attack and defense variance (black dot)
relative to other teams
and top 10 in region**



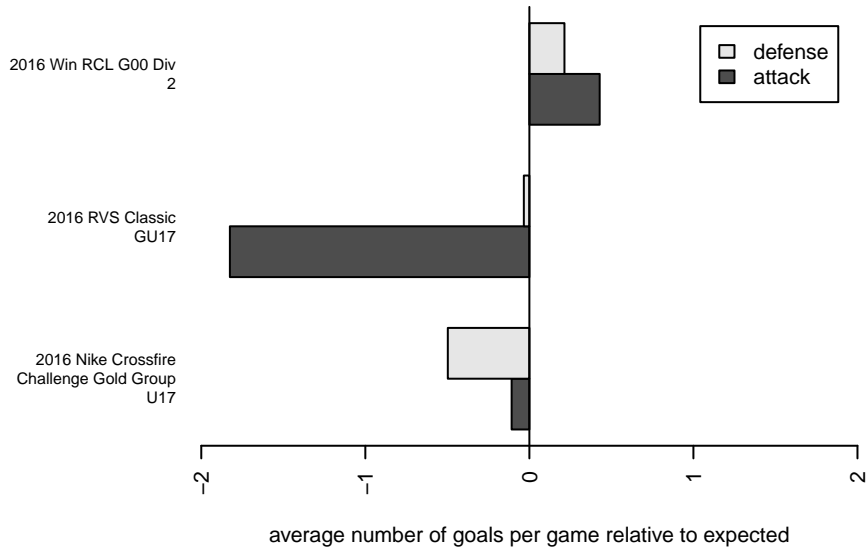
**attack and defense rating
relative to others at age
and all opponents in last 13 months**



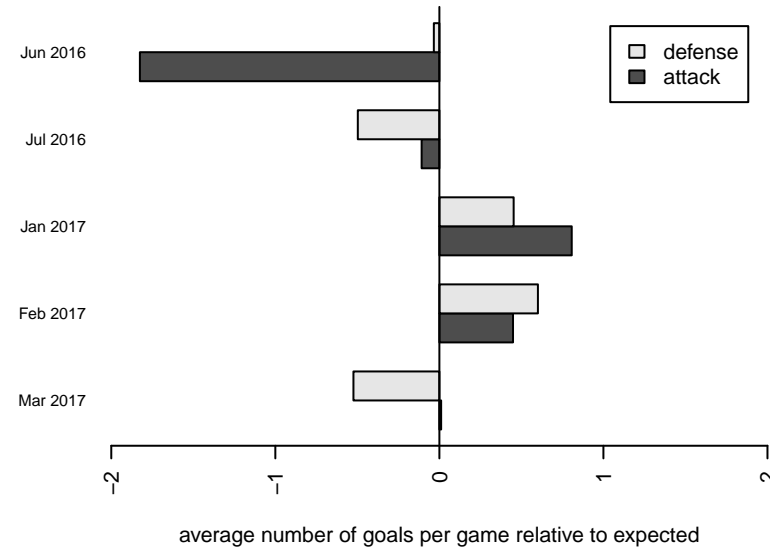
**attack and defense rating
relative to others at age
and all opponents in last 13 months**



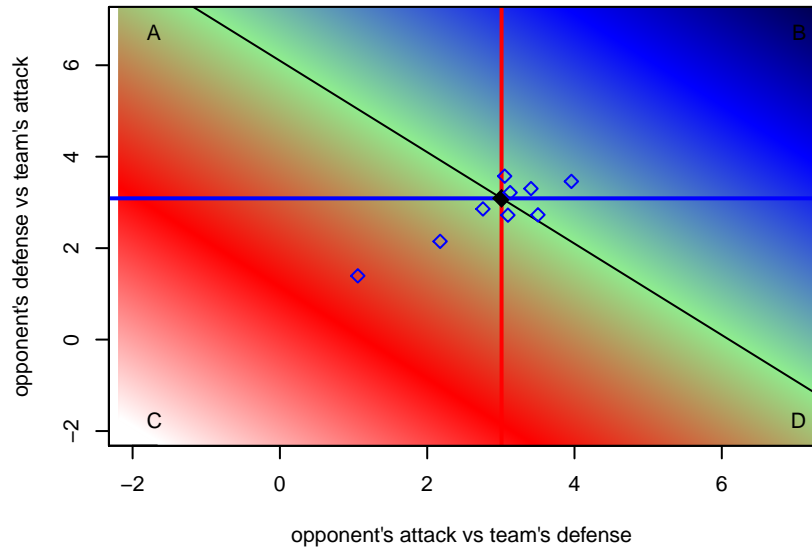
Performance relative to 13 month average



Performance relative to 13 month average



Distribution of opponents
 Red = Lose zone, Blue = Win zone, Green = Even
 Black line separates win/lose zones



lot. A=Neither has attack advantage, B=Opponent has both attack and defense advantage, C=Opponent has both attack and defense disadvantage, D=Both have

date	home		away		venue	pred.home	pred.away
2017-04-09	Kitsap Alliance Red G00	1	WA Rush Nero G00	2	2016 WYS Presidents Cup G00	1.20	0.60
2017-03-26	Eastside FC White G00	1	Kitsap Alliance Red G00	0	2016 Win RCL G00 Div 2	1.01	1.31
2017-03-25	Kitsap Alliance Red G00	3	RV Slammers Orange G00	1	2016 Win RCL G00 Div 2	1.90	0.49
2017-03-12	Kitsap Alliance Red G00	2	Harbor Premier Green G00	2	2016 Win RCL G00 Div 2	1.21	1.26
2017-03-04	WPFC Black G00	2	Kitsap Alliance Red G00	0	2016 Win RCL G00 Div 2	1.15	0.54
2017-02-26	PacNW Blue G00	0	Kitsap Alliance Red G00	1	2016 Win RCL G00 Div 2	1.22	0.73
2017-02-12	Whatcom FC Rangers Gold G00	0	Kitsap Alliance Red G00	1	2016 Win RCL G00 Div 2	1.57	0.62
2017-02-05	Kitsap Alliance Red G00	2	Eastside FC White G00	2	2016 Win RCL G00 Div 2	1.31	1.01
2017-01-29	Kitsap Alliance Red G00	4	WPFC Black G00	1	2016 Win RCL G00 Div 2	0.54	1.15
2017-01-28	GS Surf B G00	1	Kitsap Alliance Red G00	0	2016 Win RCL G00 Div 2	2.80	0.70
2017-01-22	RV Slammers Orange G00	1	Kitsap Alliance Red G00	2	2016 Win RCL G00 Div 2	0.49	1.90
2017-01-21	Kitsap Alliance Red G00	0	Whatcom FC Rangers Gold G00	0	2016 Win RCL G00 Div 2	0.62	1.57
2017-01-08	Harbor Premier Green G00	2	Kitsap Alliance Red G00	3	2016 Win RCL G00 Div 2	1.26	1.21
2016-12-18	Kitsap Alliance Red G00	1	PacNW Blue G00	1	2016 Win RCL G00 Div 2	0.73	1.22
2016-12-11	Kitsap Alliance Red G00	1	GS Surf B G00	2	2016 Win RCL G00 Div 2	0.70	2.80
2016-07-10	RV Slammers Orange G00	2	Kitsap Alliance Red G00	2	2016 Nike Crossfire Challenge Gold Group	0.49	1.90
2016-07-09	PacNW Blue G00	2	Kitsap Alliance Red G00	1	2016 Nike Crossfire Challenge Gold Group	1.22	0.73
2016-07-08	Kitsap Alliance Red G00	0	GS Surf B G00	2	2016 Nike Crossfire Challenge Gold Group	0.70	2.80
2016-06-26	Kitsap Alliance Red G00	0	RV Slammers Orange G00	1	2016 RVS Classic GU17	1.90	0.49
2016-06-25	Kitsap Alliance Red G00	2	RSA Elite G00	0	2016 RVS Classic GU17	4.36	0.15
2016-06-25	Kitsap Alliance Red G00	0	Harbor Premier Green G00	1	2016 RVS Classic GU17	1.21	1.26